



NAME _____

GROUP _____

THE PLACE WHERE PEOPLE LIVE IN


You and I live in Bogotá city. In a city, there are many neighborhoods and people normally live in houses, apartments (flats) or rooms. In a house or an apartment, there are many rooms with different names, it depends on the function they have. For example, the room where people **sleep** is the **bedroom**, the room where people **take a shower** is the **bathroom**, the place where people **cook** is the **kitchen**, the place where people **eat** together is the **dining room**, the place where people **sit on a sofa and watch TV or read** is the **living room**. Some houses can have more rooms, but the previous ones are the most common.

The following picture is a perfect example of the parts of a house.



Image taken from https://englishfuninstefyclass.files.wordpress.com/2016/12/img_0346.png

Activity 1. Label the different rooms in this house. Use the words in the box. Use your dictionary to check the new vocabulary.



Rooms of the house

Task: Name the different rooms and parts of this house:
Nomme les différentes pièces et parties de cette maison

kitchen	bathroom	dining room
basement	stairs	garden
bedroom	attic	garage
hall(way)		balcony
		attic
		living room

Activity 2. Look at the pictures and complete the crossword puzzle.

bathroom bedroom dining room garage ~~garden~~ hall kitchen living room

1 garden 2 3 4 5 6 7 8

Activity 3. Where are these kids? Follow the line and answer the questions with the correct place.

1 She's in the bedroom. 5 He's in the _____.

2 He's in the _____. 6 He's in the _____.

3 She's in the _____. 7 She's in the _____.


4 She's in the _____. 8 He's in the _____.


Activity 4. In a house, there are many objects and furniture. Let's label the following examples. Use the word bank.

BOOKCASE - ~~DOOR~~ - FRIDGE - WARDROBE - CHAIR - WALL - MIRROR - TABLE - ARMCHAIR - COOKER - CARPET - PLANT - FLOOR - DESK - BATH - SOFA - LAMP - CUPBOARD - SHELF - BED - TOILET - DESK - SHOWER - WASHBASIN




DOOR





What other objects are there in your house. Draw, color, and name them. Use your dictionary.

<p>Kitchen sink – fregadero</p> 				

BUT, HOW TO DESCRIBE THE FURNITURE WE SEE IN A HOUSE?



In a house there are many objects such as beds, a cooker, toilets, night tables, armchairs, a fridge, etc. Look at the following picture and its description.

In this bedroom **THERE IS A** bed, **THERE IS A** window, **THERE ARE** toys, **THERE ARE** posters, **THERE IS A** desk and **THERE ARE** curtains.

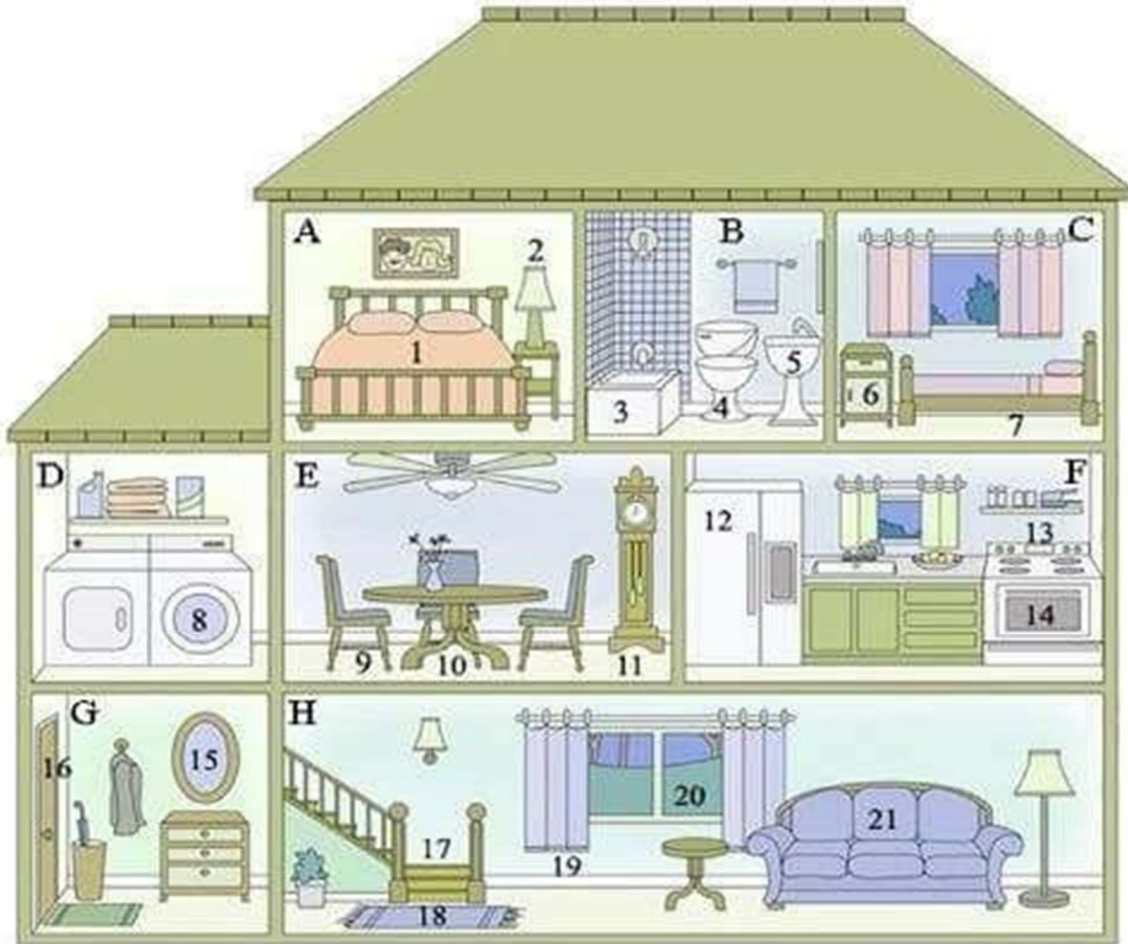
Imagen tomada de https://grid.gograph.com/some-kid-bedroom-vector-art_gg63148118.jpg

Explanation.

We use **THERE IS A** or **THERE IS AN** when you can only see one object. Ex. There is a teacher in class.

We use **THERE ARE** when you can see many objects. Ex. There are many students in seventh grade.

Activity 4. Part A. Look at the house. Write the letters (rooms) and numbers (furniture) in the correct word.



Rooms	
Living room
Kitchen
Laundry
Bedroom
Bathroom
Hall
Dining room
Bedroom

Furniture					
Sofa	Mirror	Chair
Window	Cooker	Sink
Door	Table	Cupboard
Clock	Fridge	Toilet
Bath	Carpent	Bed
Lamp	Curtain	Bed
Stairs	Oven	Washing Machine

Part B. Describe the furniture you see in each room in the picture above. Pay attention to the example.

In the bedroom, there is a bed and there is a lamp.

NOW, WHERE IS THE FURNITURE?

When we are describing a place, we don't focus our attention on the objects only, we also mention the position, in other words, where they are. Look at the following example:

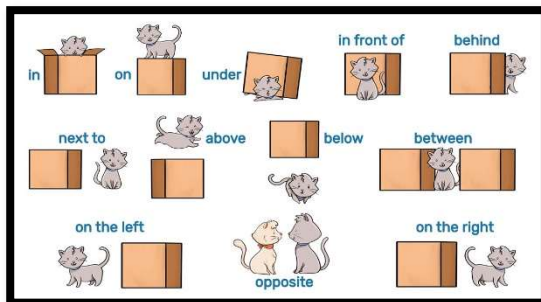


This is Marcela's bedroom. There are books. They are **ON** the shelf. There are shoes. They are **UNDER** the desk. There is a picture. It is **BETWEEN** the window and the shelves (repisas). The doll is **NEXT TO** the rug. The rug is **IN FRONT OF** the bed.

The highlighted words are prepositions of place and they tell us the position a person, an object or a place has. The next picture shows some of the most common prepositions of place:

Image taken from <https://co.pinterest.com/pin/402298179198300141>

KEY VOCABULARY



Activity 5. Complete the sentences with IN, ON, UNDER.



1. There's a car UNDER the chair.
2. There are books _____ the bookshelf.
3. There's a computer _____ the table.
4. There's a book _____ the drawer.
5. There's a ball _____ the chair.
6. There's a toy _____ the wardrobe.
7. There's a teddy bear _____ the drawer.
8. There's a pillow _____ the bed.

Activity 6. Look at the picture. Complete the sentences with the correct preposition: UNDER – IN – NEXT TO – ON – BEHIND.



1. Black is the drawer.




2. Daisy is the cooker.




3. Roger is the shelf the picture.



4. Bernie is the bed.



5. Ricky is the bed.



6. Sally is the cupboard.



7. Salomon is the wardrobe.



8. Brian is the sofa.



9. Taz is the table.



10. Alfie is the fridge.

Taken from <https://www.englishexercises.org/makeagame/viewgame.asp?id=7257>.

Activity 7. Look at Susie's bedroom carefully. Describe it by using the correct preposition of place. Use the words in the word bank.

1. wardrobe/sofa
2. teddy bear/lamp
3. books/ball
4. pictures/wall
5. clock/shelf
6. chair/desk
7. rug/floor
8. toys/sofa



1. The wardrobe is NEXT TO the sofa	5.
2.	6.
3.	7.
4.	8.

Activity 8. Now, describe Peter's room. Describe it by using the correct preposition of place. Use the words in the word bank.



1. cat/bed
2. poster/wall
3. trainers/bed
4. rug/bed
5. pillows/bed
6. bat/bed
7. window/chest of drawers
8. poster/bed

1. The cat is ON the bed.	5.
2.	6.
3.	7.
4.	8.